

Report No.: 20221130

Test Time: 2022/12/1 12:08


Luminaire Property

Luminaire Manufacturer: Acolyte
Luminaire Category: Neon Contour Plus
Luminaire Description: Neon Contour Plus RGBW-Green only
Lamp Catalog: NLCP4.5RGB30-Green only Number of Lamps: 1
Luminous Length (mm): 1000 Luminous Width (mm): 10
Luminous Height (mm): 25 Voltage: 24.0 V
Current: 0.131 A Power: 3.15 W
Power Factor: 1.000

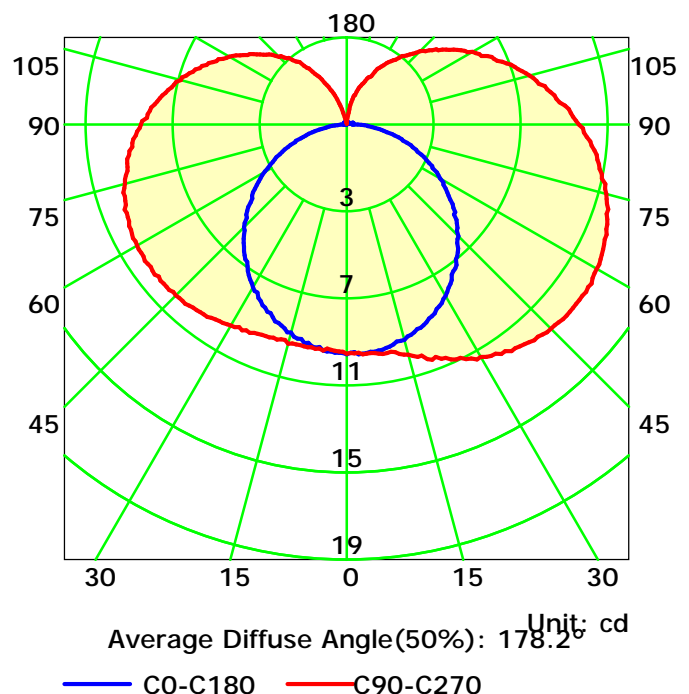
Photometric Results

CIE Class: Semi-Direct
Measurement Flux: 76.4 lm
Downward Ratio: 71%
Horizontal Diffuse Angle(10%,50%): H165.3,H112
Vertical Diffuse Angle(10%,50%): V325.3,V244.4
Luminaire Efficacy Rating (LER): 24
Max. Intensity: 13.32 cd
Total Rated Lamp Lumens: 76.4 lm
Efficiency: 100%
Upward Ratio: 29%
Central Intensity: 10.47 cd
Pos of Max. Intensity: H90 V55

Picture Of Luminaire



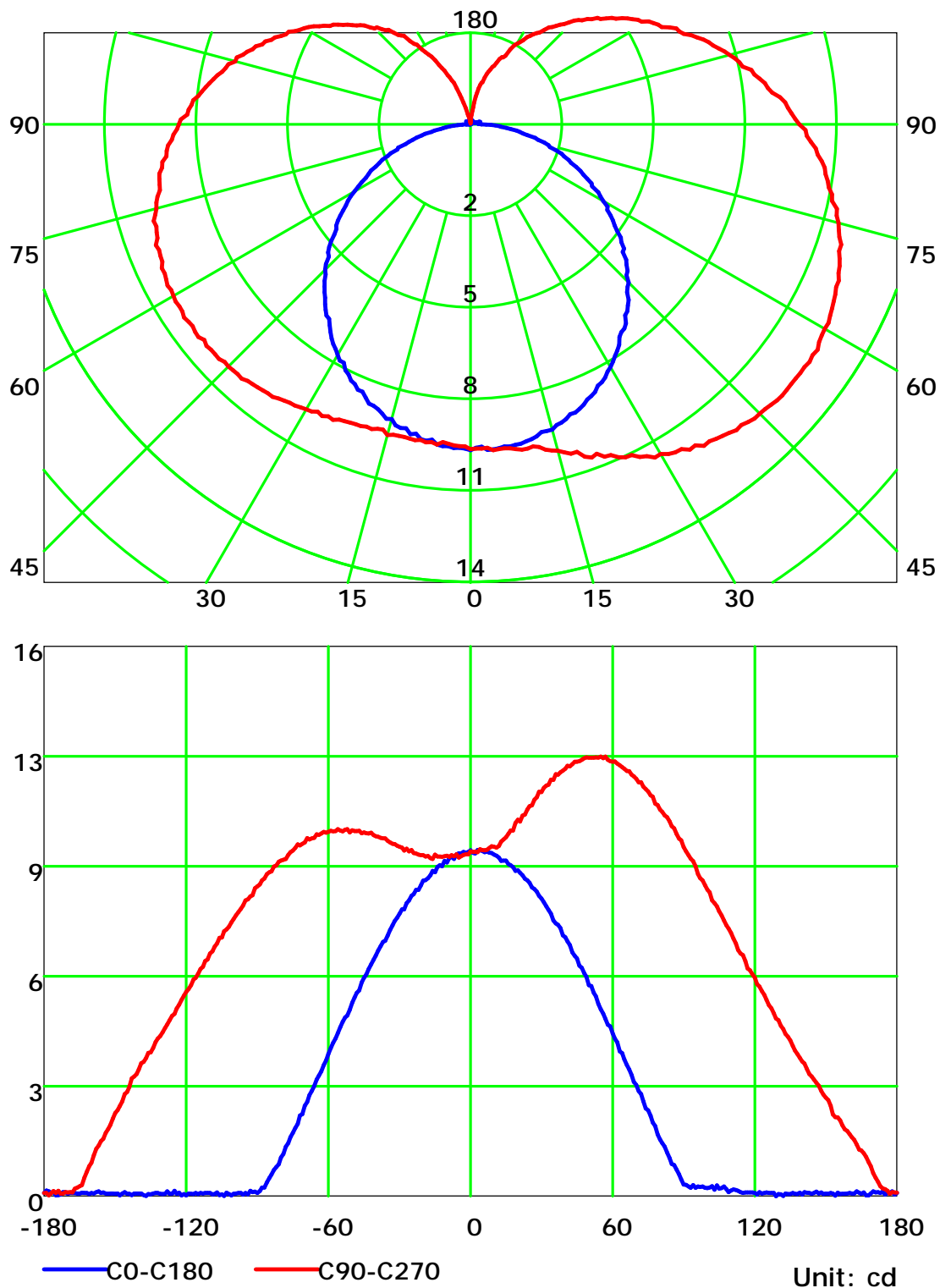
Luminous Intensity Distribution Curve



C Plane (°):0.0-360.0: 30.0
Test Lab:
Test Type: TYPE C
Temperature: 25
Operator: Jacky

Gamma Plane (°):0.0-180.0: 1.0
Test Device: GPM-1800B
Distance: 9.028 m
Humidity: 60%
Inspector:

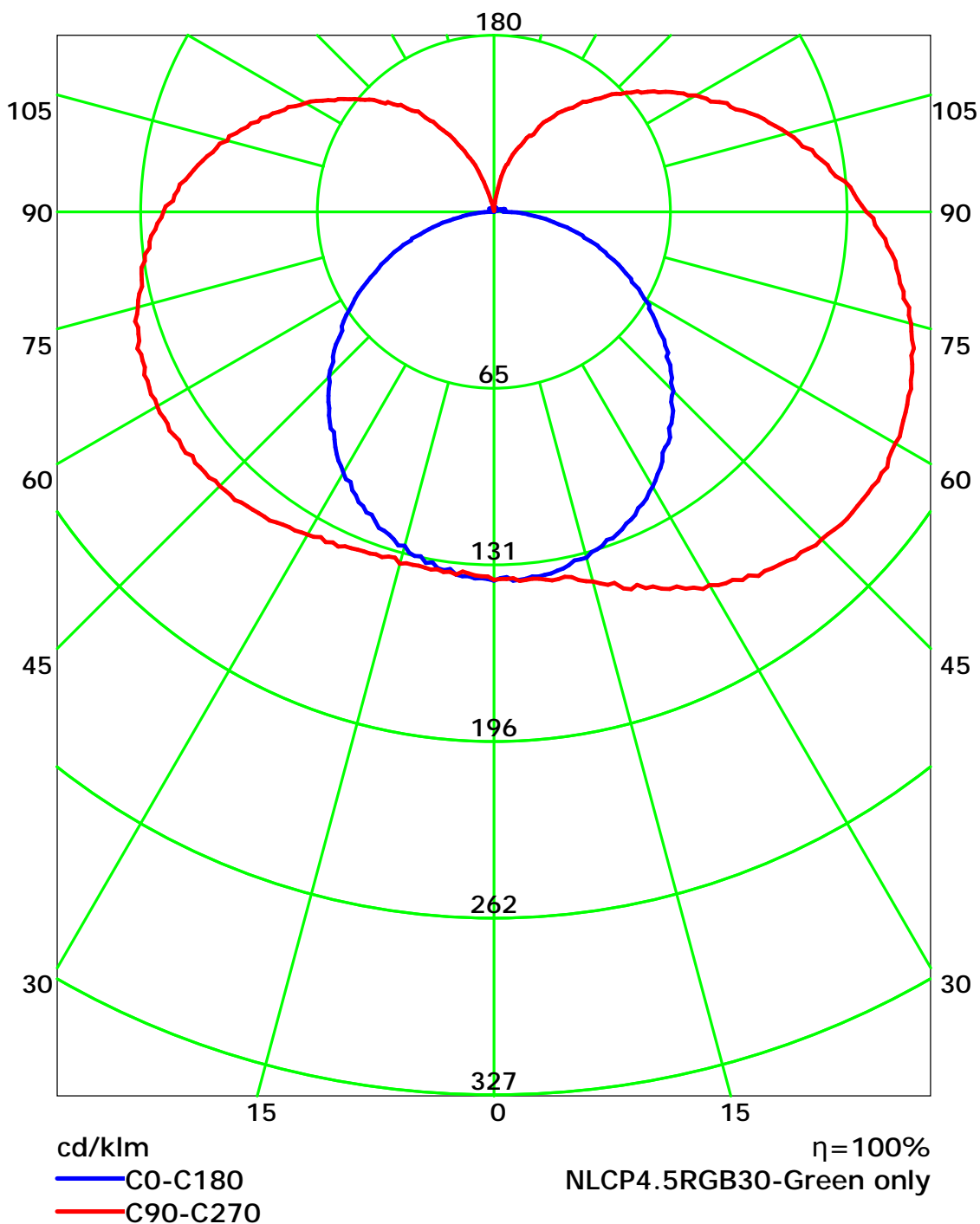
Luminous Intensity Distribution Curve



C Plane (°):0.0-360.0: 30.0
Test Lab:
Test Type: TYPE C
Temperature: 25
Operator: Jacky

Gamma Plane (°):0.0-180.0:1.0
Test Device: GPM-1800B
Distance: 9.028 m
Humidity: 60%
Inspector:

Luminous Intensity Distribution Curve(cd/klm)



C Plane (°):0.0-360.0: 30.0
Test Lab:
Test Type: TYPE C
Temperature: 25
Operator: Jacky

Gamma Plane (°):0.0-180.0:1.0
Test Device: GPM-1800B
Distance: 9.028 m
Humidity: 60%
Inspector:

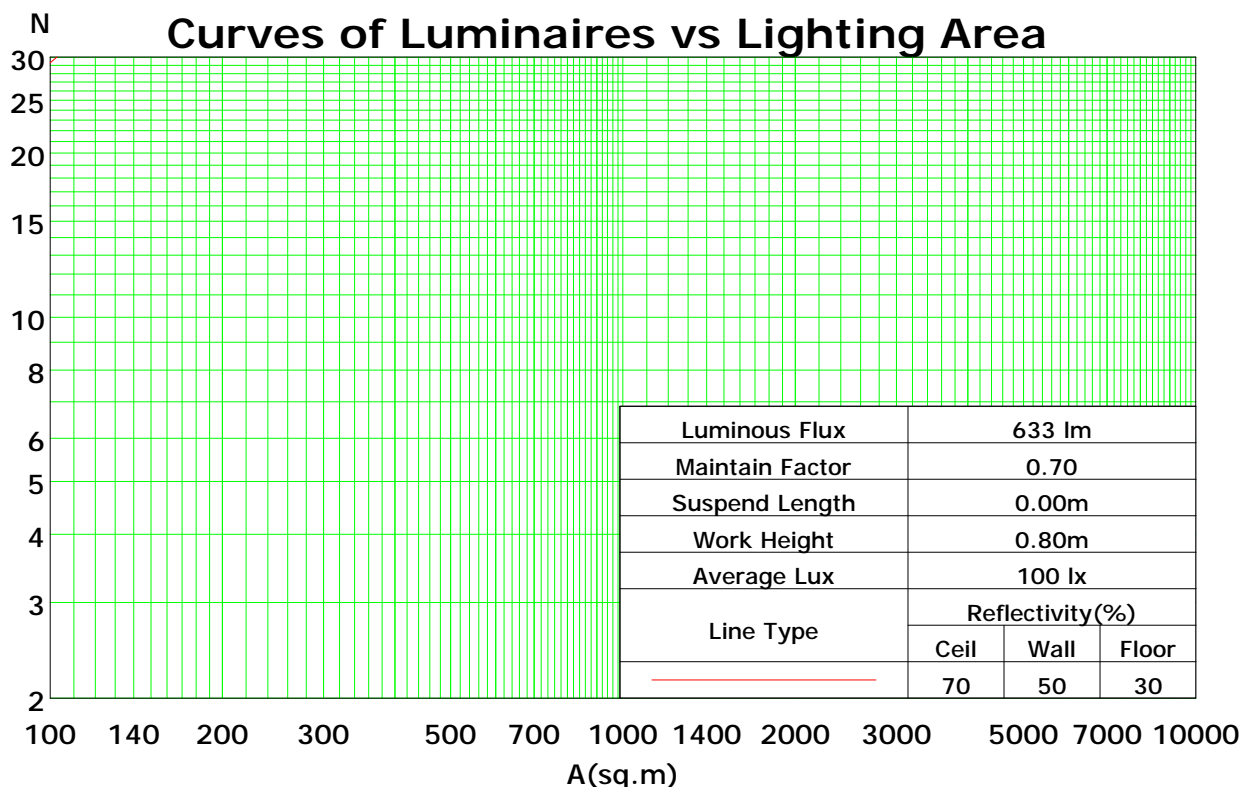
Coefficients Of Utilization - Zonal Cavity Method

RC	0.8	0.8	0.8	0.8	0.7	0.7	0.7	0.7	0.5	0.5	0.5	0.3	0.3	0.3	0.1	0.1	0.1	0
RW	0.7	0.5	0.3	0.1	0.7	0.5	0.3	0.1	0.5	0.3	0.1	0.5	0.3	0.1	0.5	0.3	0.1	0
RCR	RF = 0.2																	
0	112	112	112	112	106	106	106	106	95	95	95	84	84	84	75	75	75	71
1	98	91	86	80	92	86	81	76	76	72	69	67	64	61	59	57	54	50
2	87	77	69	62	82	73	65	59	64	58	53	57	52	48	49	46	42	38
3	79	67	57	50	73	63	54	47	55	49	43	49	43	38	42	38	34	30
4	71	58	48	41	67	55	46	39	48	41	35	43	37	32	37	32	28	25
5	65	51	42	34	61	48	39	33	43	35	30	38	32	27	33	28	24	21
6	60	46	36	29	56	43	34	28	38	31	25	34	28	23	30	25	21	18
7	55	41	32	25	52	39	30	24	35	27	22	31	25	20	27	22	18	15
8	51	37	28	22	48	35	27	21	31	24	19	28	22	18	25	20	16	13
9	48	34	25	20	45	32	24	19	29	22	17	26	20	16	23	18	14	12
10	44	31	23	18	42	29	22	17	26	20	15	24	18	14	21	16	13	11

Spacing Criteria (0-180): 1.25

Spacing Criteria (90-270): 1.72

Spacing Criteria (Diagonal): 1.66



C Plane (°):0.0-360.0: 30.0

Test Lab:

Test Type: TYPE C

Temperature: 25

Operator: Jacky

Gamma Plane (°):0.0-180.0: 1.0

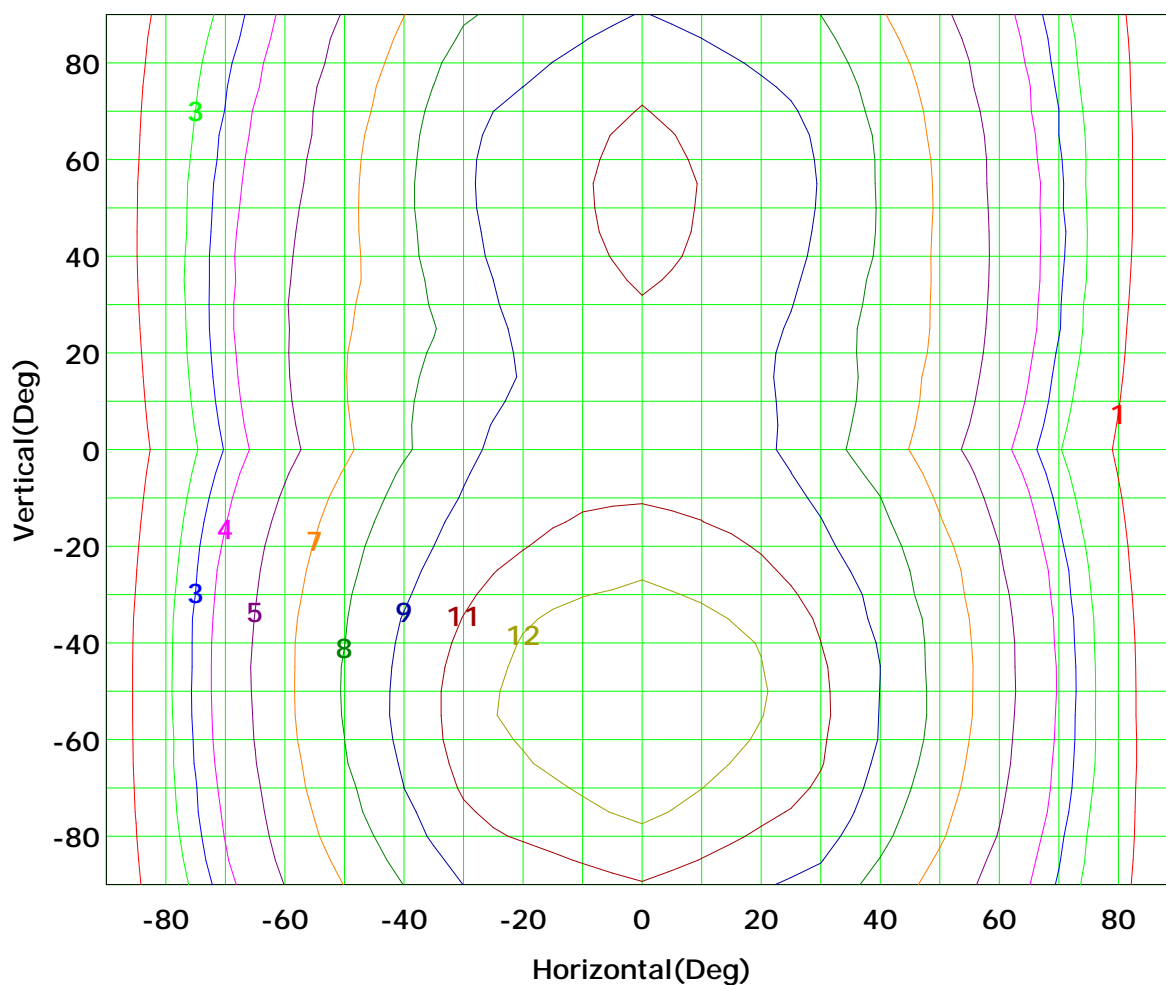
Test Device: GPM-1800B

Distance: 9.028 m

Humidity: 60%

Inspector:

Isocandela (rectangle)



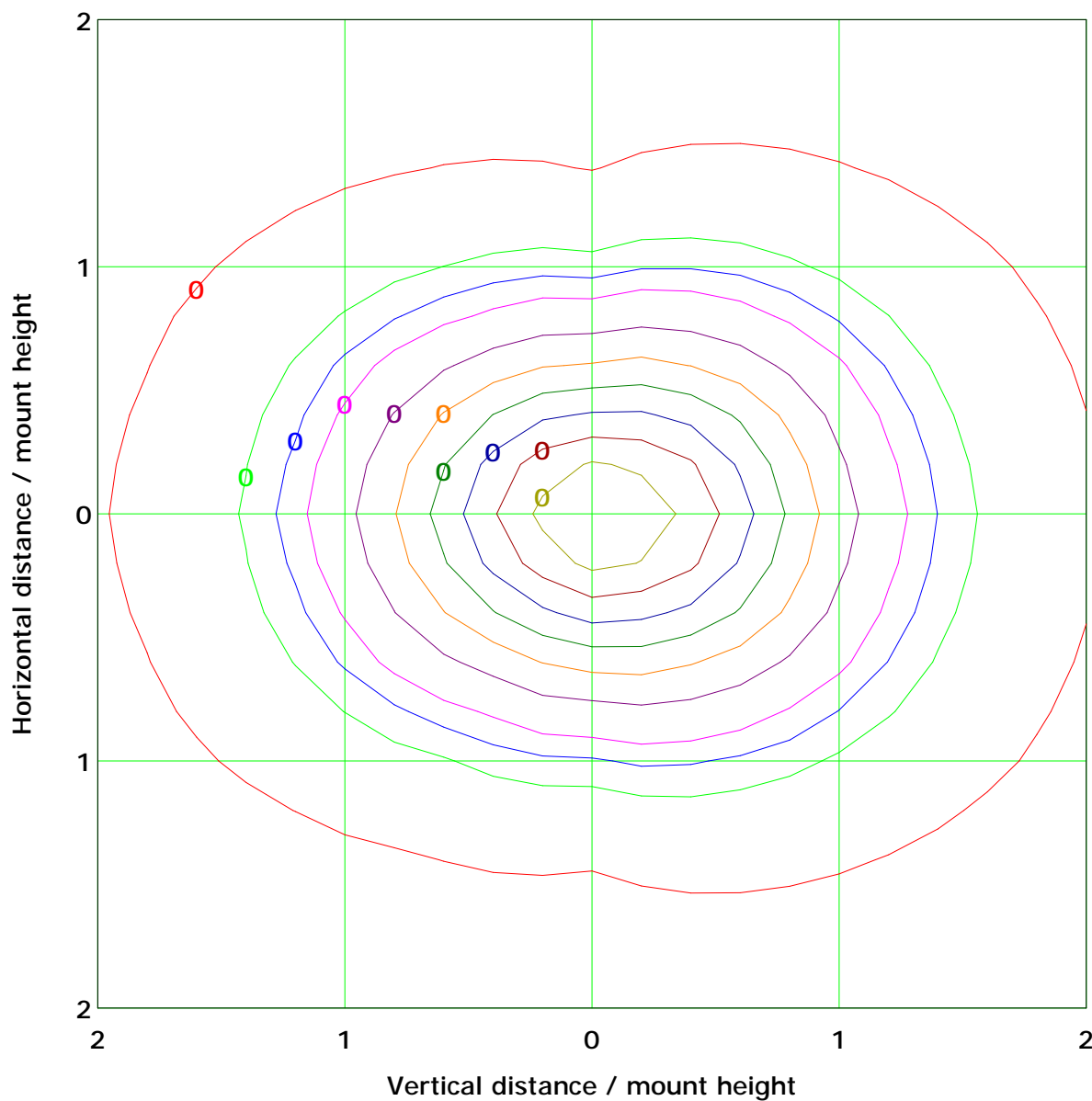
I_{max} (100%): 13 cd

(10%):	1 cd	(20%):	3 cd
(25%):	3 cd	(30%):	4 cd
(40%):	5 cd	(50%):	7 cd
(60%):	8 cd	(70%):	9 cd
(80%):	11 cd	(90%):	12 cd

C Plane (°):0.0-360.0: 30.0
Test Lab:
Test Type: TYPE C
Temperature: 25
Operator: Jacky

Gamma Plane (°):0.0-180.0:1.0
Test Device: GPM-1800B
Distance: 9.028 m
Humidity: 60%
Inspector:

IsoLux Plot



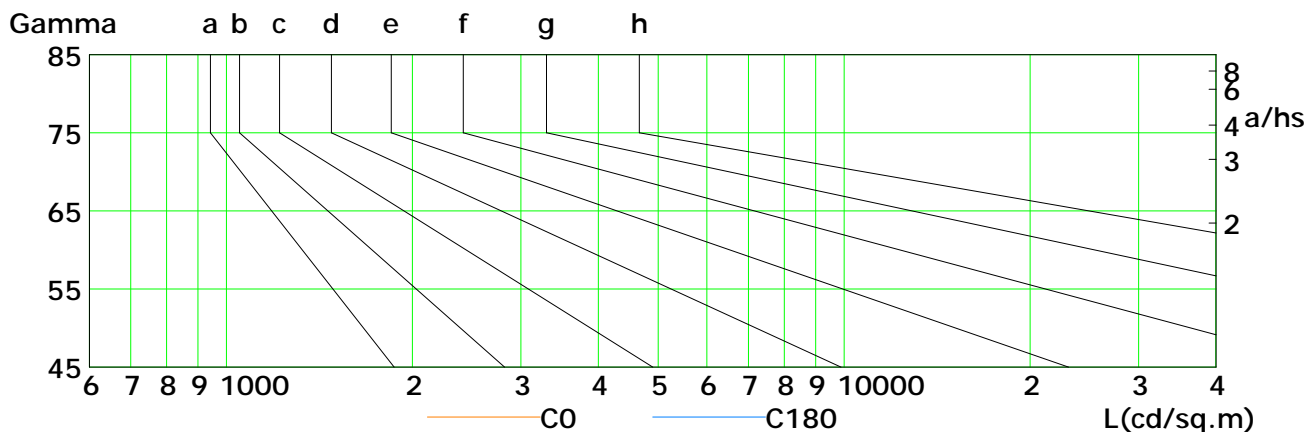
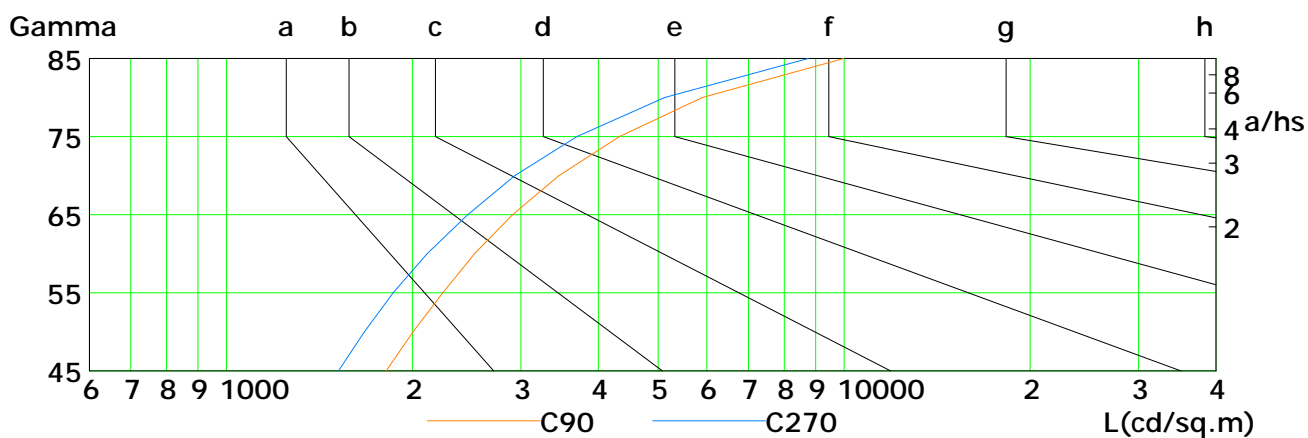
C Plane (°):0.0-360.0: 30.0
Test Lab:
Test Type: TYPE C
Temperature: 25
Operator: Jacky

Gamma Plane (°):0.0-180.0:1.0
Test Device: GPM-1800B
Distance: 9.028 m
Humidity: 60%
Inspector:

Lum Limit Curve

Dazzle	Quality	Illuminance (lx)							
1.15	A	2000	1000	500	<=300				
1.50	B		2000	1000	500	<=300			
1.85	C			2000	1000	500	<=300		
2.20	D				2000	1000	500	<=300	
2.55	E					2000	1000	500	<=300

a b c d e f g h

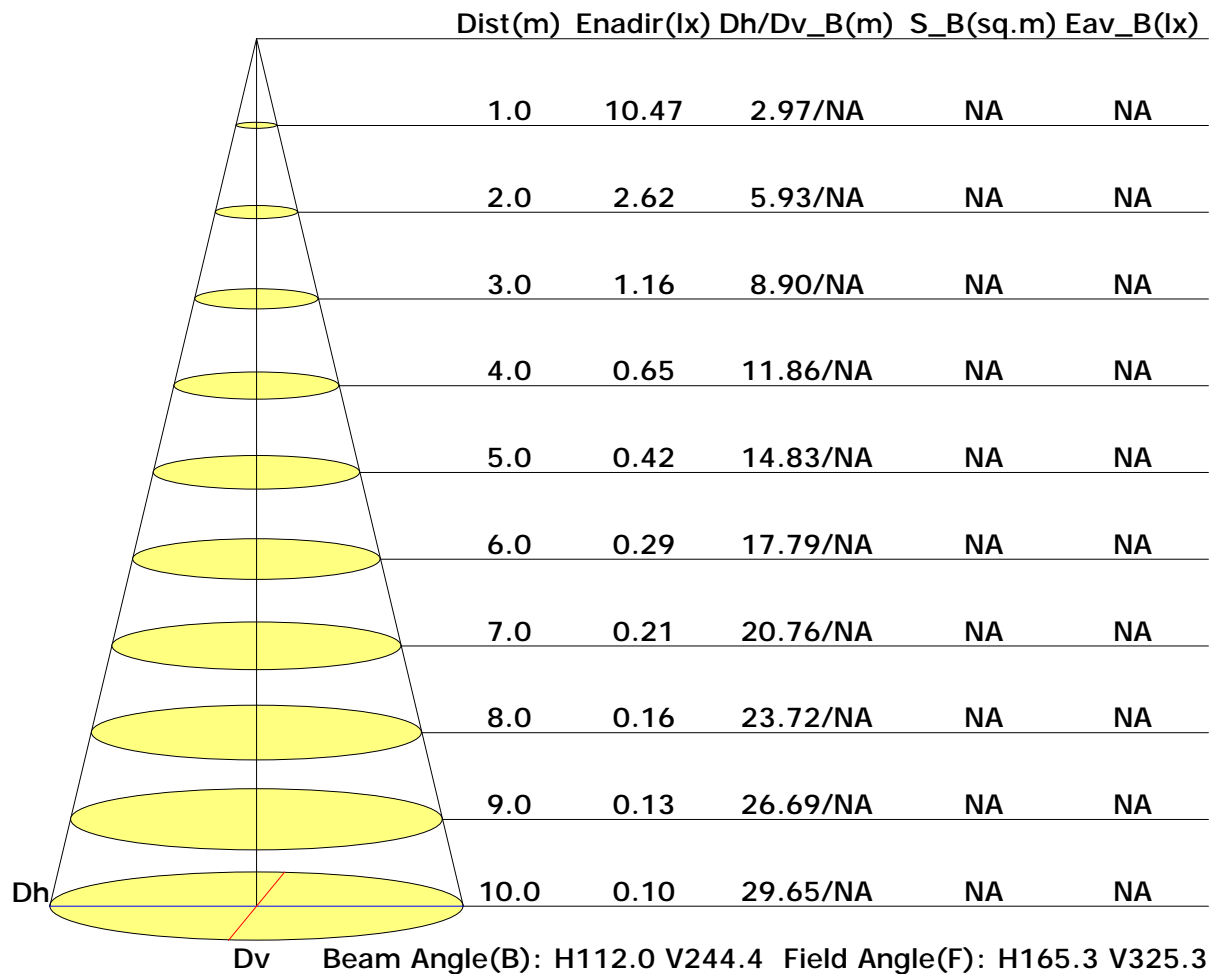


L(cd/sq.m)	G45	G50	G55	G60	G65	G70	G75	G80	G85
C0	291	250	216	185	154	125	97	65	38
C90	1814	2005	2241	2521	2906	3455	4329	5901	9995
C180	267	229	195	162	132	102	72	45	21
C270	1519	1674	1863	2114	2459	2930	3697	5124	8754

C Plane (°):0.0-360.0: 30.0
Test Lab:
Test Type: TYPE C
Temperature: 25
Operator: Jacky

Gamma Plane (°):0.0-180.0:1.0
Test Device: GPM-1800B
Distance: 9.028 m
Humidity: 60%
Inspector:

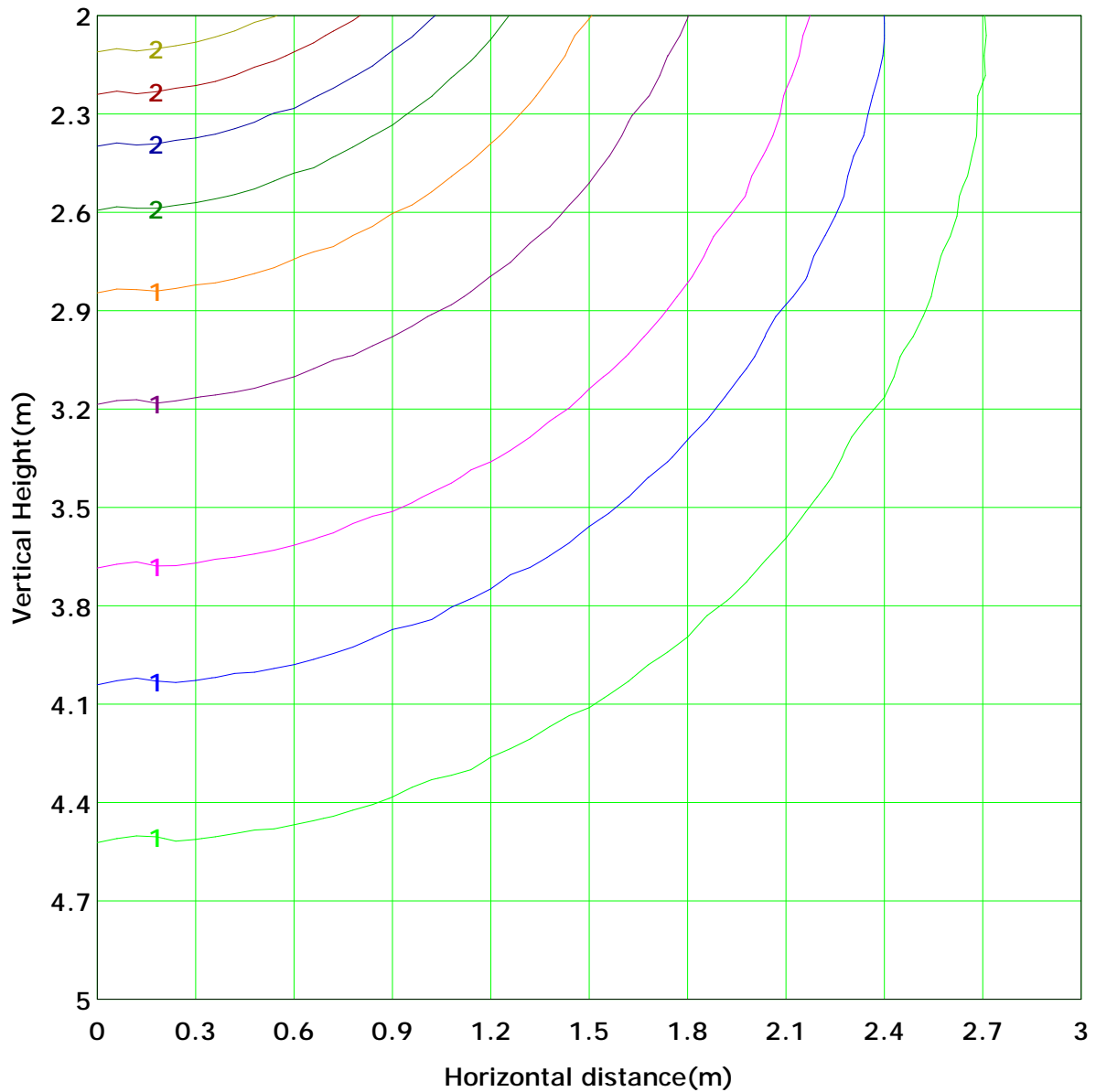
Illuminance at a Distance



C Plane (°):0.0-360.0: 30.0
Test Lab:
Test Type: TYPE C
Temperature: 25
Operator: Jacky

Gamma Plane (°):0.0-180.0:1.0
Test Device: GPM-1800B
Distance: 9.028 m
Humidity: 60%
Inspector:

Vertical IsoLux Plot



Lowest(m): 2.0m	Highest(m): 5.0m	Max Lux: 2.6 lx
(10%): 0.3 lx	(20%): 0.5 lx	(30%): 0.8 lx
(25%): 0.7 lx	(50%): 1.3 lx	(70%): 1.8 lx
(40%): 1.0 lx	(90%): 2.4 lx	
(60%): 1.6 lx		
(80%): 2.1 lx		

C Plane (°):0.0-360.0: 30.0
Test Lab:
Test Type: TYPE C
Temperature: 25
Operator: Jacky

Gamma Plane (°):0.0-180.0:1.0
Test Device: GPM-1800B
Distance: 9.028 m
Humidity: 60%
Inspector:

Area Flux Table

Unit: lm

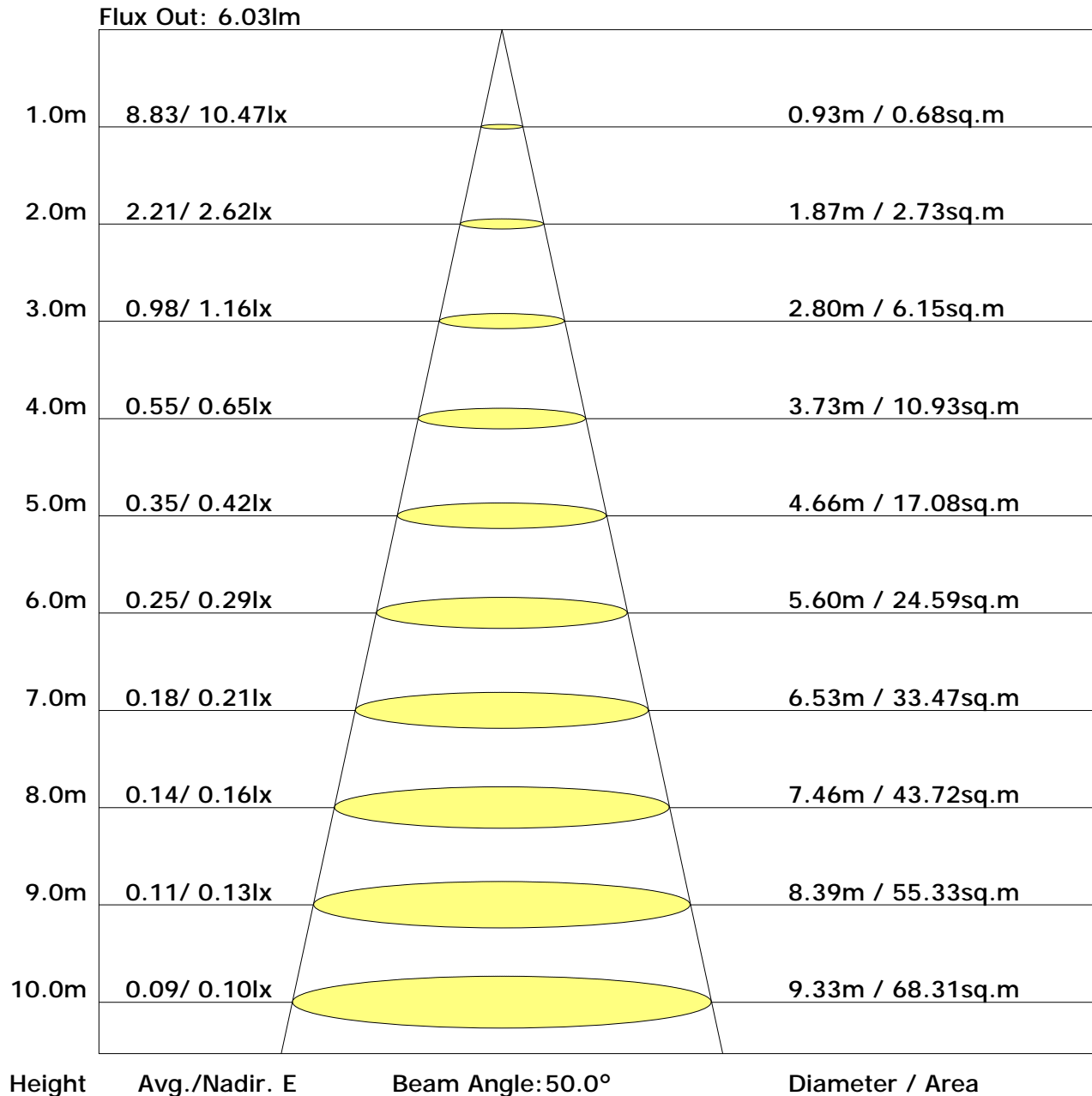
Vertical plane	Horizontal plane																		Flux(E)	Flux(T)	Flux(E)
	-90	-80	-70	-60	-50	-40	-30	-20	-10	0	10	20	30	40	50	60	70	80			
-90	0.0	0.0	0.0	0.1	0.1	0.1	0.2	0.2	0.2	0.3	0.3	0.2	0.2	0.1	0.1	0.0	0.0	0.0	0.0	2.5	2.5
-80	0.0	0.0	0.1	0.1	0.1	0.2	0.2	0.3	0.3	0.3	0.3	0.2	0.2	0.1	0.1	0.0	0.0	0.0	0.0	2.7	2.7
-70	0.0	0.0	0.1	0.1	0.2	0.2	0.3	0.3	0.3	0.3	0.3	0.3	0.2	0.1	0.1	0.0	0.0	0.0	0.0	2.8	2.8
-60	0.0	0.0	0.1	0.1	0.2	0.2	0.3	0.3	0.3	0.3	0.3	0.3	0.3	0.2	0.1	0.1	0.0	0.0	0.0	2.9	2.9
-50	0.0	0.0	0.1	0.1	0.2	0.2	0.3	0.3	0.3	0.3	0.3	0.3	0.3	0.2	0.1	0.1	0.0	0.0	0.0	2.9	2.9
-40	0.0	0.0	0.1	0.1	0.2	0.2	0.3	0.3	0.3	0.3	0.3	0.3	0.2	0.2	0.1	0.1	0.0	0.0	0.0	2.8	2.8
-30	0.0	0.0	0.1	0.1	0.2	0.2	0.3	0.3	0.3	0.3	0.3	0.3	0.3	0.2	0.2	0.1	0.0	0.0	0.0	2.8	2.8
-20	0.0	0.0	0.1	0.1	0.1	0.2	0.2	0.3	0.3	0.3	0.3	0.3	0.3	0.2	0.2	0.1	0.0	0.0	0.0	2.8	2.8
-10	0.0	0.0	0.0	0.1	0.1	0.2	0.2	0.3	0.3	0.3	0.3	0.3	0.3	0.2	0.2	0.1	0.0	0.0	0.0	2.8	2.8
0	0.0	0.0	0.0	0.1	0.1	0.2	0.2	0.3	0.3	0.3	0.3	0.3	0.3	0.2	0.2	0.1	0.0	0.0	0.0	3.0	3.0
10	0.0	0.0	0.1	0.1	0.2	0.2	0.3	0.3	0.3	0.3	0.3	0.3	0.3	0.2	0.2	0.1	0.0	0.0	0.0	3.2	3.2
20	0.0	0.0	0.1	0.1	0.2	0.2	0.3	0.3	0.3	0.4	0.4	0.3	0.3	0.3	0.2	0.1	0.0	0.0	0.0	3.4	3.4
30	0.0	0.0	0.1	0.1	0.2	0.2	0.3	0.3	0.4	0.4	0.4	0.4	0.4	0.3	0.3	0.2	0.1	0.0	0.0	3.5	3.5
40	0.0	0.0	0.1	0.1	0.2	0.3	0.3	0.3	0.4	0.4	0.4	0.4	0.4	0.3	0.3	0.2	0.1	0.0	0.0	3.5	3.5
50	0.0	0.0	0.1	0.1	0.2	0.3	0.3	0.3	0.4	0.4	0.4	0.4	0.4	0.3	0.3	0.2	0.1	0.0	0.0	3.5	3.5
60	0.0	0.0	0.1	0.1	0.2	0.2	0.3	0.3	0.4	0.4	0.4	0.4	0.4	0.3	0.3	0.2	0.1	0.0	0.0	3.4	3.4
70	0.0	0.0	0.1	0.1	0.2	0.2	0.3	0.3	0.4	0.4	0.4	0.4	0.4	0.3	0.3	0.2	0.1	0.0	0.0	3.2	3.2
80	0.0	0.0	0.1	0.1	0.2	0.2	0.3	0.3	0.3	0.4	0.4	0.3	0.3	0.3	0.2	0.1	0.0	0.0	0.0	3.0	3.0
90	0.1	0.4	1.0	1.9	2.9	4.0	4.9	5.6	6.1	6.1	5.6	5.0	4.0	3.0	2.0	1.1	0.4	0.1	0.1	54	
Flux(E)	0.0	0.4	1.0	1.9	2.9	4.0	4.9	5.6	6.1	6.1	5.6	5.0	4.0	3.0	2.0	1.1	0.4	0.1		54	

C Plane (°): 0.0-360.0: 30.0
Test Lab:
Test Type: TYPE C
Temperature: 25
Operator: Jacky

Gamma Plane (°): 0.0-180.0: 1.0
Test Device: GPM-1800B
Distance: 9.028 m
Humidity: 60%
Inspector:



The Average Illuminance Effective Figure



C Plane (°):0.0-360.0: 30.0
Test Lab:
Test Type: TYPE C
Temperature: 25
Operator: Jacky

Gamma Plane (°):0.0-180.0: 1.0
Test Device: GPM-1800B
Distance: 9.028 m
Humidity: 60%
Inspector:

UGR Table

Reflectance:										
Ceiling (cavity)	0.7	0.7	0.5	0.5	0.3	0.7	0.7	0.5	0.5	0.3
Wall	0.5	0.3	0.5	0.3	0.3	0.5	0.3	0.5	0.3	0.3
Reference plane	0.2	0.2	0.2	0.2	0.2	0.2	0.2	0.2	0.2	0.2
Room dimensions	Viewed crosswise					Viewed endwise				
X=2H Y=2H	15.7	17.0	16.5	17.7	18.7	17.5	18.7	18.2	19.5	20.4
3H	17.9	19.0	18.6	19.8	20.8	20.1	21.2	20.8	22.0	23.0
4H	18.8	19.9	19.5	20.7	21.6	21.3	22.4	22.1	23.2	24.2
6H	19.5	20.6	20.3	21.4	22.4	22.5	23.5	23.3	24.3	25.3
8H	19.9	20.8	20.6	21.7	22.7	23.0	24.0	23.8	24.8	25.8
12H	20.1	21.1	20.9	21.9	22.9	23.6	24.5	24.4	25.3	26.4
X=4H Y=2H	16.6	17.7	17.4	18.5	19.5	18.1	19.2	18.8	20.0	20.9
3H	19.0	19.9	19.7	20.7	21.7	21.0	21.9	21.7	22.7	23.7
4H	20.0	20.9	20.8	21.7	22.8	22.4	23.3	23.2	24.1	25.1
6H	21.0	21.8	21.8	22.6	23.6	23.7	24.5	24.5	25.4	26.4
8H	21.4	22.1	22.2	23.0	24.0	24.4	25.1	25.2	26.0	27.0
12H	21.7	22.4	22.5	23.2	24.3	25.0	25.7	25.9	26.6	27.6
X=8H Y=4H	20.7	21.5	21.5	22.3	23.4	22.8	23.5	23.6	24.3	25.4
6H	21.9	22.6	22.7	23.4	24.5	24.4	25.0	25.2	25.9	26.9
8H	22.4	23.0	23.3	23.9	24.9	25.2	25.8	26.0	26.6	27.7
12H	22.9	23.4	23.8	24.3	25.4	26.0	26.5	26.9	27.4	28.5
X=12H Y=4H	20.9	21.6	21.7	22.5	23.5	22.8	23.5	23.6	24.4	25.4
6H	22.2	22.8	23.0	23.6	24.7	24.5	25.1	25.3	25.9	27.0
8H	22.8	23.4	23.7	24.2	25.3	25.4	25.9	26.2	26.8	27.9

Calculate in accordance with CIE 190:2010

C Plane (°):0.0-360.0: 30.0
Test Lab:
Test Type: TYPE C
Temperature: 25
Operator: Jacky

Gamma Plane (°):0.0-180.0:1.0
Test Device: GPM-1800B
Distance: 9.028 m
Humidity: 60%
Inspector:

Utilisation Factor Table(Floor cavity)

Utilisation Factors UF(F)			SHR NOM = 1.75								
Room Reflectance			Room Index(RI)								
Ceiling	Wall	Floor	0.75	1.00	1.25	1.50	2.00	2.50	3.00	4.00	5.00
0.70	0.50	0.20	NA	0.52	0.58	0.63	0.70	0.75	0.79	0.84	0.87
	0.30		NA	0.43	0.50	0.55	0.63	0.68	0.73	0.78	0.82
	0.20		NA	0.37	0.44	0.49	0.57	0.63	0.67	0.74	0.78
0.50	0.50	0.20	NA	0.46	0.52	0.56	0.63	0.67	0.70	0.75	0.78
	0.30		NA	0.39	0.45	0.50	0.57	0.61	0.65	0.70	0.74
	0.20		NA	0.35	0.40	0.45	0.52	0.57	0.61	0.66	0.70
0.30	0.50	0.20	NA	0.41	0.46	0.50	0.55	0.59	0.62	0.66	0.69
	0.30		NA	0.36	0.41	0.45	0.51	0.55	0.58	0.63	0.66
	0.20		NA	0.31	0.36	0.40	0.47	0.51	0.54	0.59	0.63
0.00	0.00	0.00	NA	0.25	0.30	0.33	0.38	0.42	0.45	0.49	0.52
Rating: 3W Photometrically tested without ceiling board. Multiply UF values by service correction factors Calculate in accordance with CIBSE Technical Memorandum NO.5 1980											

Utilisation Factor Table(Wall)

Utilisation Factors UF(W)			SHR NOM = 1.75								
Room Reflectance			Room Index(RI)								
Ceiling	Wall	Floor	0.75	1.00	1.25	1.50	2.00	2.50	3.00	4.00	5.00
0.70	0.50	0.20	NA	0.89	0.78	0.70	0.58	0.50	0.44	0.36	0.30
	0.30		NA	0.76	0.68	0.62	0.52	0.46	0.41	0.33	0.29
	0.20		NA	0.67	0.60	0.56	0.48	0.42	0.38	0.32	0.27
0.50	0.50	0.20	NA	0.81	0.71	0.64	0.53	0.47	0.40	0.33	0.28
	0.30		NA	0.70	0.63	0.57	0.48	0.42	0.38	0.31	0.26
	0.20		NA	0.62	0.56	0.52	0.44	0.39	0.35	0.29	0.25
0.30	0.50	0.20	NA	0.73	0.64	0.58	0.48	0.41	0.37	0.30	0.25
	0.30		NA	0.64	0.58	0.52	0.44	0.39	0.35	0.28	0.24
	0.20		NA	0.57	0.52	0.48	0.41	0.36	0.33	0.27	0.24
0.00	0.00	0.00	0.71	0.45	0.41	0.38	0.33	0.29	0.26	0.22	0.19
Rating: 3W Photometrically tested without ceiling board. Multiply UF values by service correction factors Calculate in accordance with CIBSE Technical Memorandum NO.5 1980											

Utilisation Factor Table(Ceiling cavity)

Utilisation Factors UF(C)			SHR NOM = 1.75								
Room Reflectance			Room Index(RI)								
Ceiling	Wall	Floor	0.75	1.00	1.25	1.50	2.00	2.50	3.00	4.00	5.00
0.70	0.50	0.20	NA	0.47	0.48	0.48	0.49	0.49	0.50	0.50	0.50
	0.30		NA	0.40	0.41	0.42	0.43	0.44	0.45	0.46	0.47
	0.20		NA	0.34	0.36	0.37	0.38	0.40	0.41	0.42	0.43
0.50	0.50	0.20	NA	0.45	0.46	0.46	0.47	0.47	0.48	0.48	0.48
	0.30		NA	0.39	0.40	0.41	0.42	0.43	0.43	0.44	0.45
	0.20		NA	0.34	0.35	0.36	0.37	0.39	0.40	0.41	0.42
0.30	0.50	0.20	NA	0.43	0.44	0.45	0.45	0.46	0.46	0.46	0.46
	0.30		NA	0.38	0.39	0.40	0.41	0.41	0.42	0.43	0.43
	0.20		NA	0.34	0.35	0.35	0.37	0.38	0.39	0.40	0.41
0.00	0.00	0.00	0.29	0.29	0.29	0.29	0.29	0.29	0.29	0.29	0.29
Rating: 3W Photometrically tested without ceiling board. Multiply UF values by service correction factors Calculate in accordance with CIBSE Technical Memorandum NO.5 1980											

Zonal Lumen

Gamma [°]	I _{mean} [cd]	Zonal Flux [lm]	Sum Zonal Flux [lm]	Rel Zonal Flux [%]	Sum Rel Zonal Flux [%]
0.0-1.0	10.4	0.0	0.0	0.01	0.01
1.0-2.0	10.4	0.0	0.0	0.04	0.05
2.0-3.0	10.4	0.0	0.1	0.06	0.12
3.0-4.0	10.4	0.1	0.2	0.09	0.21
4.0-5.0	10.4	0.1	0.2	0.12	0.32
5.0-6.0	10.4	0.1	0.4	0.14	0.47
6.0-7.0	10.3	0.1	0.5	0.17	0.63
7.0-8.0	10.3	0.1	0.6	0.19	0.83
8.0-9.0	10.3	0.2	0.8	0.22	1.05
9.0-10.0	10.3	0.2	1.0	0.24	1.29
10.0-11.0	10.3	0.2	1.2	0.27	1.56
11.0-12.0	10.3	0.2	1.4	0.29	1.86
12.0-13.0	10.3	0.2	1.7	0.32	2.18
13.0-14.0	10.3	0.3	1.9	0.34	2.52
14.0-15.0	10.3	0.3	2.2	0.37	2.89
15.0-16.0	10.3	0.3	2.5	0.39	3.28
16.0-17.0	10.2	0.3	2.8	0.42	3.70
17.0-18.0	10.2	0.3	3.2	0.44	4.14
18.0-19.0	10.2	0.4	3.5	0.47	4.61
19.0-20.0	10.2	0.4	3.9	0.49	5.10
20.0-21.0	10.2	0.4	4.3	0.51	5.61
21.0-22.0	10.2	0.4	4.7	0.54	6.14
22.0-23.0	10.2	0.4	5.1	0.56	6.70
23.0-24.0	10.2	0.4	5.6	0.58	7.29
24.0-25.0	10.2	0.5	6.0	0.61	7.89
25.0-26.0	10.2	0.5	6.5	0.63	8.52
26.0-27.0	10.1	0.5	7.0	0.65	9.17
27.0-28.0	10.1	0.5	7.5	0.67	9.84
28.0-29.0	10.1	0.5	8.0	0.69	10.53
29.0-30.0	10.1	0.5	8.6	0.71	11.24
30.0-31.0	10.1	0.6	9.2	0.73	11.98
31.0-32.0	10.1	0.6	9.7	0.75	12.73
32.0-33.0	10.0	0.6	10.3	0.77	13.51
33.0-34.0	10.0	0.6	10.9	0.79	14.30
34.0-35.0	10.0	0.6	11.5	0.81	15.11
35.0-36.0	10.0	0.6	12.2	0.83	15.94

C Plane (°): 0.0-360.0: 30.0
 Test Lab:
 Test Type: TYPE C
 Temperature: 25
 Operator: Jacky

Gamma Plane (°): 0.0-180.0: 1.0
 Test Device: GPM-1800B
 Distance: 9.028 m
 Humidity: 60%
 Inspector:

Zonal Lumen (Continue 1)

Gamma [°]	I _{mean} [cd]	Zonal Flux [lm]	Sum Zonal Flux [lm]	Rel Zonal Flux [%]	Sum Rel Zonal Flux [%]
36.0-37.0	9.9	0.6	12.8	0.85	16.79
37.0-38.0	9.9	0.7	13.5	0.87	17.66
38.0-39.0	9.9	0.7	14.2	0.88	18.54
39.0-40.0	9.9	0.7	14.9	0.90	19.44
40.0-41.0	9.8	0.7	15.6	0.92	20.36
41.0-42.0	9.8	0.7	16.3	0.93	21.29
42.0-43.0	9.7	0.7	17.0	0.94	22.23
43.0-44.0	9.7	0.7	17.7	0.96	23.19
44.0-45.0	9.7	0.7	18.5	0.97	24.16
45.0-46.0	9.6	0.8	19.2	0.99	25.15
46.0-47.0	9.6	0.8	20.0	1.00	26.15
47.0-48.0	9.5	0.8	20.8	1.01	27.15
48.0-49.0	9.5	0.8	21.5	1.02	28.17
49.0-50.0	9.4	0.8	22.3	1.03	29.20
50.0-51.0	9.4	0.8	23.1	1.04	30.24
51.0-52.0	9.3	0.8	23.9	1.05	31.29
52.0-53.0	9.3	0.8	24.7	1.06	32.34
53.0-54.0	9.2	0.8	25.5	1.06	33.40
54.0-55.0	9.2	0.8	26.3	1.07	34.47
55.0-56.0	9.1	0.8	27.2	1.08	35.55
56.0-57.0	9.0	0.8	28.0	1.08	36.63
57.0-58.0	9.0	0.8	28.8	1.08	37.71
58.0-59.0	8.9	0.8	29.7	1.09	38.80
59.0-60.0	8.8	0.8	30.5	1.09	39.89
60.0-61.0	8.7	0.8	31.3	1.09	40.98
61.0-62.0	8.7	0.8	32.2	1.09	42.08
62.0-63.0	8.6	0.8	33.0	1.09	43.17
63.0-64.0	8.5	0.8	33.8	1.09	44.26
64.0-65.0	8.4	0.8	34.7	1.09	45.36
65.0-66.0	8.4	0.8	35.5	1.09	46.45
66.0-67.0	8.3	0.8	36.3	1.09	47.54
67.0-68.0	8.2	0.8	37.2	1.09	48.62
68.0-69.0	8.1	0.8	38.0	1.08	49.71
69.0-70.0	8.0	0.8	38.8	1.08	50.79
70.0-71.0	7.9	0.8	39.6	1.07	51.86
71.0-72.0	7.8	0.8	40.4	1.07	52.93

C Plane (°): 0.0-360.0: 30.0
 Test Lab:
 Test Type: TYPE C
 Temperature: 25
 Operator: Jacky

Gamma Plane (°): 0.0-180.0: 1.0
 Test Device: GPM-1800B
 Distance: 9.028 m
 Humidity: 60%
 Inspector:

Zonal Lumen (Continue 2)

Gamma [°]	I _{mean} [cd]	Zonal Flux [lm]	Sum Zonal Flux [lm]	Rel Zonal Flux [%]	Sum Rel Zonal Flux [%]
72.0-73.0	7.8	0.8	41.3	1.06	53.99
73.0-74.0	7.7	0.8	42.1	1.05	55.04
74.0-75.0	7.6	0.8	42.9	1.05	56.09
75.0-76.0	7.5	0.8	43.7	1.04	57.13
76.0-77.0	7.4	0.8	44.4	1.03	58.16
77.0-78.0	7.3	0.8	45.2	1.02	59.18
78.0-79.0	7.2	0.8	46.0	1.01	60.19
79.0-80.0	7.1	0.8	46.8	1.00	61.19
80.0-81.0	7.0	0.8	47.5	0.99	62.18
81.0-82.0	6.9	0.7	48.3	0.98	63.16
82.0-83.0	6.8	0.7	49.0	0.97	64.13
83.0-84.0	6.7	0.7	49.7	0.96	65.08
84.0-85.0	6.6	0.7	50.5	0.94	66.03
85.0-86.0	6.5	0.7	51.2	0.93	66.96
86.0-87.0	6.4	0.7	51.9	0.92	67.88
87.0-88.0	6.3	0.7	52.6	0.91	68.79
88.0-89.0	6.2	0.7	53.3	0.90	69.69
89.0-90.0	6.2	0.7	53.9	0.88	70.57
90.0-91.0	6.1	0.7	54.6	0.87	71.44
91.0-92.0	6.0	0.7	55.3	0.86	72.30
92.0-93.0	5.9	0.6	55.9	0.85	73.15
93.0-94.0	5.8	0.6	56.5	0.84	73.98
94.0-95.0	5.8	0.6	57.2	0.82	74.81
95.0-96.0	5.7	0.6	57.8	0.81	75.62
96.0-97.0	5.6	0.6	58.4	0.80	76.42
97.0-98.0	5.5	0.6	59.0	0.78	77.20
98.0-99.0	5.4	0.6	59.6	0.77	77.97
99.0-100.0	5.3	0.6	60.2	0.76	78.73
100.0-101.0	5.3	0.6	60.7	0.74	79.47
101.0-102.0	5.2	0.6	61.3	0.73	80.20
102.0-103.0	5.1	0.5	61.8	0.72	80.92
103.0-104.0	5.0	0.5	62.4	0.70	81.62
104.0-105.0	4.9	0.5	62.9	0.69	82.31
105.0-106.0	4.9	0.5	63.4	0.67	82.98
106.0-107.0	4.8	0.5	63.9	0.66	83.64
107.0-108.0	4.7	0.5	64.4	0.65	84.28

C Plane (°): 0.0-360.0: 30.0
 Test Lab:
 Test Type: TYPE C
 Temperature: 25
 Operator: Jacky

Gamma Plane (°): 0.0-180.0: 1.0
 Test Device: GPM-1800B
 Distance: 9.028 m
 Humidity: 60%
 Inspector:

Zonal Lumen (Continue 3)

Gamma [°]	I _{mean} [cd]	Zonal Flux [lm]	Sum Zonal Flux [lm]	Rel Zonal Flux [%]	Sum Rel Zonal Flux [%]
108.0-109.0	4.6	0.5	64.9	0.63	84.91
109.0-110.0	4.5	0.5	65.4	0.61	85.53
110.0-111.0	4.5	0.5	65.8	0.60	86.13
111.0-112.0	4.4	0.4	66.3	0.59	86.71
112.0-113.0	4.3	0.4	66.7	0.57	87.29
113.0-114.0	4.2	0.4	67.1	0.56	87.84
114.0-115.0	4.2	0.4	67.5	0.54	88.39
115.0-116.0	4.1	0.4	67.9	0.53	88.92
116.0-117.0	4.0	0.4	68.3	0.52	89.43
117.0-118.0	3.9	0.4	68.7	0.50	89.93
118.0-119.0	3.9	0.4	69.1	0.49	90.42
119.0-120.0	3.8	0.4	69.5	0.47	90.89
120.0-121.0	3.7	0.4	69.8	0.46	91.36
121.0-122.0	3.6	0.3	70.2	0.45	91.80
122.0-123.0	3.6	0.3	70.5	0.43	92.23
123.0-124.0	3.5	0.3	70.8	0.42	92.65
124.0-125.0	3.4	0.3	71.1	0.40	93.05
125.0-126.0	3.3	0.3	71.4	0.39	93.44
126.0-127.0	3.3	0.3	71.7	0.38	93.82
127.0-128.0	3.2	0.3	72.0	0.36	94.18
128.0-129.0	3.1	0.3	72.2	0.35	94.53
129.0-130.0	3.0	0.3	72.5	0.34	94.87
130.0-131.0	3.0	0.2	72.7	0.33	95.20
131.0-132.0	2.9	0.2	73.0	0.31	95.51
132.0-133.0	2.8	0.2	73.2	0.30	95.81
133.0-134.0	2.8	0.2	73.4	0.29	96.10
134.0-135.0	2.7	0.2	73.6	0.28	96.37
135.0-136.0	2.6	0.2	73.8	0.26	96.64
136.0-137.0	2.6	0.2	74.0	0.25	96.89
137.0-138.0	2.5	0.2	74.2	0.24	97.13
138.0-139.0	2.4	0.2	74.4	0.23	97.36
139.0-140.0	2.3	0.2	74.6	0.22	97.57
140.0-141.0	2.2	0.2	74.7	0.20	97.78
141.0-142.0	2.2	0.1	74.9	0.19	97.97
142.0-143.0	2.1	0.1	75.0	0.18	98.15
143.0-144.0	2.0	0.1	75.1	0.17	98.33

C Plane (°): 0.0-360.0: 30.0
 Test Lab:
 Test Type: TYPE C
 Temperature: 25
 Operator: Jacky

Gamma Plane (°): 0.0-180.0: 1.0
 Test Device: GPM-1800B
 Distance: 9.028 m
 Humidity: 60%
 Inspector:

Zonal Lumen (Continue 4)

Gamma [°]	I _{mean} [cd]	Zonal Flux [lm]	Sum Zonal Flux [lm]	Rel Zonal Flux [%]	Sum Rel Zonal Flux [%]
144.0-145.0	1.9	0.1	75.3	0.16	98.49
145.0-146.0	1.8	0.1	75.4	0.15	98.64
146.0-147.0	1.8	0.1	75.5	0.14	98.78
147.0-148.0	1.7	0.1	75.6	0.13	98.91
148.0-149.0	1.6	0.1	75.7	0.12	99.03
149.0-150.0	1.5	0.1	75.8	0.11	99.14
150.0-151.0	1.4	0.1	75.8	0.10	99.24
151.0-152.0	1.4	0.1	75.9	0.09	99.33
152.0-153.0	1.3	0.1	76.0	0.08	99.42
153.0-154.0	1.2	0.1	76.0	0.08	99.49
154.0-155.0	1.1	0.1	76.1	0.07	99.56
155.0-156.0	1.1	0.0	76.1	0.06	99.63
156.0-157.0	1.0	0.0	76.2	0.06	99.68
157.0-158.0	0.9	0.0	76.2	0.05	99.73
158.0-159.0	0.8	0.0	76.2	0.04	99.78
159.0-160.0	0.7	0.0	76.3	0.04	99.81
160.0-161.0	0.7	0.0	76.3	0.03	99.85
161.0-162.0	0.6	0.0	76.3	0.03	99.87
162.0-163.0	0.6	0.0	76.3	0.02	99.90
163.0-164.0	0.5	0.0	76.4	0.02	99.92
164.0-165.0	0.4	0.0	76.4	0.02	99.93
165.0-166.0	0.4	0.0	76.4	0.01	99.95
166.0-167.0	0.3	0.0	76.4	0.01	99.96
167.0-168.0	0.3	0.0	76.4	0.01	99.97
168.0-169.0	0.3	0.0	76.4	0.01	99.98
169.0-170.0	0.2	0.0	76.4	0.01	99.98
170.0-171.0	0.2	0.0	76.4	0.00	99.99
171.0-172.0	0.2	0.0	76.4	0.00	99.99
172.0-173.0	0.1	0.0	76.4	0.00	99.99
173.0-174.0	0.1	0.0	76.4	0.00	100.00
174.0-175.0	0.1	0.0	76.4	0.00	100.00
175.0-176.0	0.1	0.0	76.4	0.00	100.00
176.0-177.0	0.1	0.0	76.4	0.00	100.00
177.0-178.0	0.1	0.0	76.4	0.00	100.00
178.0-179.0	0.1	0.0	76.4	0.00	100.00
179.0-180.0	0.1	0.0	76.4	0.00	100.00

C Plane (°): 0.0-360.0: 30.0
 Test Lab:
 Test Type: TYPE C
 Temperature: 25
 Operator: Jacky

Gamma Plane (°): 0.0-180.0: 1.0
 Test Device: GPM-1800B
 Distance: 9.028 m
 Humidity: 60%
 Inspector: